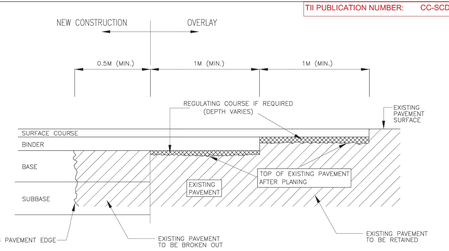

NOTES:

1. EDGES OF EXISTING CARRIAGEWAY TO BE CUT BACK BY 0.5M WITH A ROTARY SAW TO FORM A VERTICAL FACE AND PRIMED IN ACCORDANCE WITH CLAUSE 903.
2. WHERE THE BASE IS TO BE LAID IN TWO LAYERS, THE UPPER LAYER OF BASE SHOULD BE STEPPED INTO THE EXISTING PAVEMENT BY 1M MIN. WITH THE BINDER AND SURFACE COURSE TO BE EACH STEPPED IN A FURTHER 1M MIN. RESPECTIVELY.

NRA NATIONAL ROADS AUTHORITY	ROAD CONSTRUCTION DETAILS	PAVEMENT	P2 / P1 (Issue) 06/10 / 10/00 (Date)	TRANSVERSE JOINT BETWEEN NEW CONSTRUCTION AND EXISTING ROAD	Drawing No. RCD/ 700/3

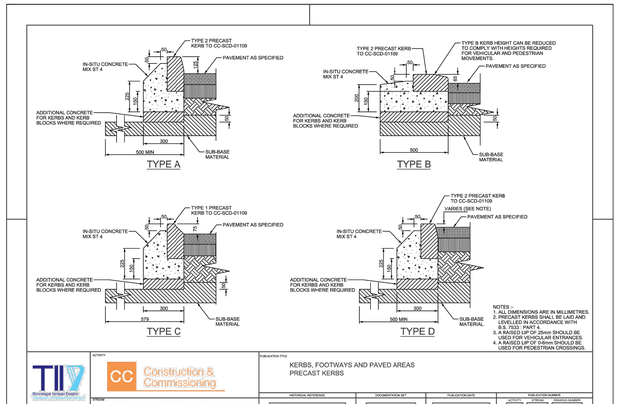

NOTES:-
1. ALL DIMENSIONS ARE IN MILLIMETRES.
2. PRECAST KERBS SHALL BE LAID AND LEVELLED IN ACCORDANCE WITH CLAUSE 1703.
3. A RAISED LIP OF 20mm SHOULD BE USED FOR VEHICULAR ENTRANCES. THE LIP SHOULD NOT BE SHARP OR USED FOR PEDESTRIAN CROSSINGS.

TII Transport Infrastructure Ireland	ACTIVITY: CC Construction & Commissioning	PUBLICATION TITLE: KERBS, FOOTWAYS AND PAVED AREAS PRECAST KERBS	
STREAM: STANDARD CONSTRUCTION DETAILS (SCD)	HISTORICAL REFERENCE: RCD/1100/1	DOCUMENTATION SET: STANDARDS	PUBLICATION DATE: DECEMBER 2010
PUBLICATION NUMBER: ACTIVITY CC, STREAM SCD, DRAWING NUMBER 01101			

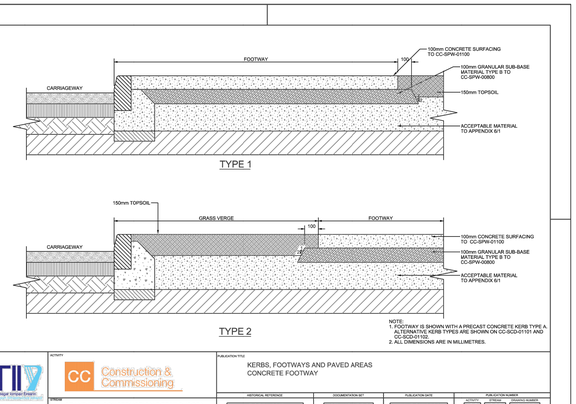

NOTE:
1. FOOTWAY IS SHOWN WITH A PRECAST CONCRETE KERB TYPE A. ALTERNATIVE KERB TYPES ARE SHOWN ON CC-SCD-01101 AND CC-SCD-01102.
2. ALL DIMENSIONS ARE IN MILLIMETRES.

TII Transport Infrastructure Ireland	ACTIVITY: CC Construction & Commissioning	PUBLICATION TITLE: KERBS, FOOTWAYS AND PAVED AREAS CONCRETE FOOTWAY	
STREAM: STANDARD CONSTRUCTION DETAILS (SCD)	HISTORICAL REFERENCE: RCD/1100/5	DOCUMENTATION SET: STANDARDS	PUBLICATION DATE: MARCH 2000
PUBLICATION NUMBER: ACTIVITY CC, STREAM SCD, DRAWING NUMBER 01105			

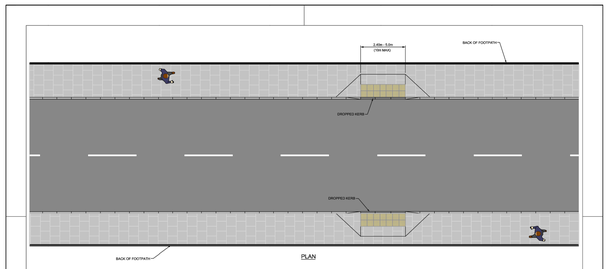

LEGEND:
CARRIAGEWAY
FOOTPATH
BUFF TACTILE BLISTER PAVING (400x400mm)
KERBLINE

NOTES:
1. A CLEAR FOOTPATH PASSAGE WIDTH OF 1.2m SHOULD BE MAINTAINED BETWEEN ALL STREET FURNITURE, TREES ETC. IN ACCORDANCE WITH DMURS AND NCM MANUAL.
2. FOR DETAILS OF SPECIFICATING COLUMN REFER TO CC-SCD-00129.
4. DROPPED KERBS MUST BE LAID FLUSH WITH CARRIAGEWAY SURFACE, WITH AN ABSOLUTE MAXIMUM UPSTAND OF 6mm.

TII Transport Infrastructure Ireland	ACTIVITY: CC Construction & Commissioning	PUBLICATION TITLE: UNCONTROLLED PEDESTRIAN CROSSING ROAD MARKINGS AND GENERAL LAYOUT	
STREAM: STANDARD CONSTRUCTION DETAIL (SCD)	HISTORICAL REFERENCE: N/A	DOCUMENTATION SET: STANDARD	PUBLICATION DATE: JULY 2021
PUBLICATION NUMBER: ACTIVITY CC, STREAM SCD, DRAWING NUMBER 05123			

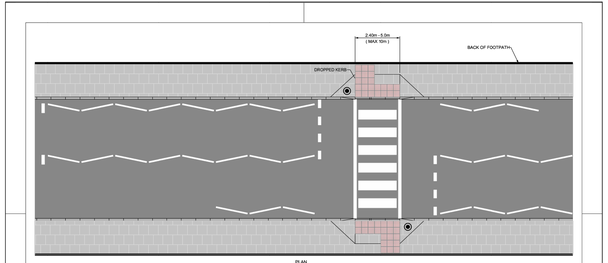

LEGEND:
CARRIAGEWAY
FOOTPATH
KERBLINE
COMBINED BELISHA BEACON AND LIGHT
TACTILE BLISTER PAVING, RED FINISH (400x400mm)

NOTES:
1. A CLEAR FOOTPATH PASSAGE WIDTH OF 1.2m SHOULD BE MAINTAINED BETWEEN ALL STREET FURNITURE, TREES ETC. IN ACCORDANCE WITH DMURS AND NCM MANUAL.
2. FOR DETAILS OF THE LENGTH OF ZIGZAG MARKINGS REFER TO THE TRAFFIC SIGNS MANUAL.
4. DROPPED KERBS MUST BE LAID FLUSH WITH CARRIAGEWAY SURFACE, WITH AN ABSOLUTE MAXIMUM UPSTAND OF 6mm.

TII Transport Infrastructure Ireland	ACTIVITY: CC Construction & Commissioning	PUBLICATION TITLE: ZEBRA CROSSING ROAD MARKINGS AND GENERAL LAYOUT	
STREAM: STANDARD CONSTRUCTION DETAIL (SCD)	HISTORICAL REFERENCE: N/A	DOCUMENTATION SET: STANDARD	PUBLICATION DATE: JULY 2021
PUBLICATION NUMBER: ACTIVITY CC, STREAM SCD, DRAWING NUMBER 05125			

LIGHTING AND LANTERN DETAILS:
AT ZEBRA CROSSINGS PROVIDE METAL HALIDE LANTERNS SHOULD BE PROVIDED AT THE CROSSING. THE LANTERNS SHOULD GIVE AN ASYMMETRIC DISTRIBUTION, WHERE THE PEAK BEAM IS DIRECTED TO PRODUCE A BRIGHT BAND OF LIGHT ACROSS THE ROAD.

OPTICAL UNIT:
SEALED TO IP66 AS DEFINED IN EN 60598 AND GUARANTEED TO PROVIDE EVIDENCE OF DUST AND MOISTURE FOR A PERIOD OF 10 YEARS.

DEEP BOWL POLYCARBONATE PROTECTOR INCORPORATING INTERNALLY PAINTED DIFFUSER STRIPS WITH ALTERNATE RED AND WHITE PANELLING.

REFLECTOR TO BE FORMED OF HIGH PURITY ALUMINIUM PERMANENTLY BONDED TO THE DEEP BOWL PROTECTOR AND SHALL GIVE AN ASYMMETRIC DISTRIBUTION, WHERE THE PEAK BEAM OF THE LANTERN IS DIRECTED TO PRODUCE A BRIGHT BAND OF LIGHT ACROSS THE ROAD.

BODY TO BE HIGH PRESSURE DIE-CAST ALUMINIUM WITH A TEXTURE FINISH AND ELECTRO PAINTED FINISH, WHICH WITHSTANDS THE STANDARD CROSS CUT TESTS AS DEFINED IN EN ISO 2409 AND BS 3900.

CANOPY TO BE LIGHT GREY. TWO-PIECE MOULDED ELASTOMERIC GASKET TO BE FITTED TO ENSURE JOINT REDEFINAT TO U.V. INCAPATION AND AGING, AND SHALL PROTECT THE INTERIOR TO A RATING OF IP43. MOVEABLE PARTS TO BE RETAINED IN THE OPEN AND CLOSED POSITION BY MEANS OF TWO STAINLESS STEEL CLIPS.

A NEMA SOCKET SHALL BE FITTED TO THE CANOPY USING A WATERTIGHT GASKET AND A NON-CORROSIBLE SCREWS AND SHALL BE WIRED TO LANTERN CONTROL GEAR.

AN INTEGRAL CONTROL GEAR SHALL BE USED; WITH ELECTRONIC BALLAST, CAPABLE OF BUT FITTED IN THE BALLAST, AND A TIMED CUT-OUT IGNITER.

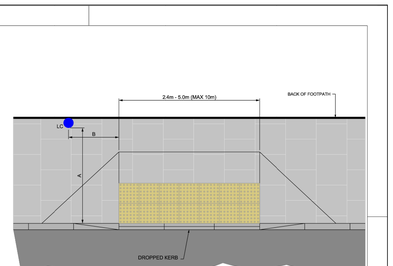

LEGEND:
CARRIAGEWAY
FOOTPATH
KERBLINE
BUFF TACTILE BLISTER PAVING (400x400mm)
CROSSING SPECIFIC LIGHTING COLUMN TO BE LOCATED AT REAR OF FOOTPATH, TO MAXIMISE FOOTPATH WIDTH AVAILABLE. IF SPECIFIC LIGHTING REQUIRED

NOTES:
1. SPECIFIC LIGHTING MAY BE REQUIRED AT TIMES FOR UNCONTROLLED CROSSINGS. REF DN_LIT_03028 SECTION 5.0.
2. FOR DETAILS OF SPECIFICATING COLUMN REFER ON WIDTH OF FOOTPATH A
3. FOR TACTILE PAVING DETAILS REFER TO CC-SCD-00138.
4. DROPPED KERBS MUST BE LAID FLUSH WITH CARRIAGEWAY SURFACE, WITH AN ABSOLUTE MAXIMUM UPSTAND OF 6mm.

TII Transport Infrastructure Ireland	ACTIVITY: CC Construction & Commissioning	PUBLICATION TITLE: LIGHTING DETAIL AT UNCONTROLLED CROSSINGS	
STREAM: STANDARD CONSTRUCTION DETAIL (SCD)	HISTORICAL REFERENCE: N/A	DOCUMENTATION SET: STANDARD	PUBLICATION DATE: JULY 2021
PUBLICATION NUMBER: ACTIVITY CC, STREAM SCD, DRAWING NUMBER 05129			

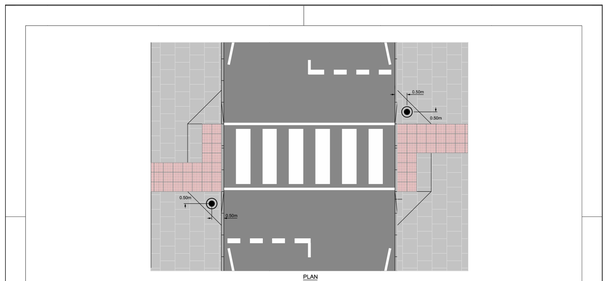

LEGEND:
TACTILE BLISTER PAVING, RED FINISH (400x400mm)
COMBINED BELISHA BEACON AND LIGHT

NOTES:
1. MODULE TYPE B (400mm BY 400mm) ONLY IS SHOWN HERE AND SHALL BE USED IN MOST CASES. OTHER SIZE MODULES MAY BE USED WHERE SITE SPECIFIC CIRCUMSTANCES DICTATE.
2. TACTILE BLISTER PAVING SHALL BE BEDDED ON 20mm MORT SAND:CEMENT MORTAR (3:1). JOINTS FILLED WITH 4:1 MIX WITHIN 2mm OF THE PAVING SURFACE.

TII Transport Infrastructure Ireland	ACTIVITY: CC Construction & Commissioning	PUBLICATION TITLE: ZEBRA CROSSING TACTILE PAVING AND POLE POSITION DETAIL	
STREAM: STANDARD CONSTRUCTION DETAIL (SCD)	HISTORICAL REFERENCE: N/A	DOCUMENTATION SET: STANDARD	PUBLICATION DATE: JULY 2021
PUBLICATION NUMBER: ACTIVITY CC, STREAM SCD, DRAWING NUMBER 05134			

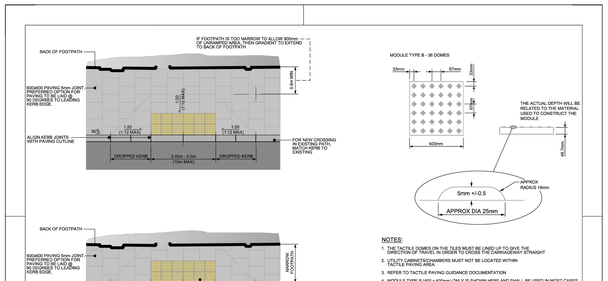

NOTES:
1. THE TACTILE DOMES ON THE TS.E3 MUST BE LINED UP TO GIVE THE DIRECTION OF TRAVEL IN ORDER TO CROSS THE CARRIAGEWAY STRAIGHT
2. UTILITY CABINETS/CHAMBERS MUST NOT BE LOCATED WITHIN 2m OF THE CROSSING
3. REFER TO TACTILE PAVING GUIDANCE DOCUMENTATION
4. MODULE TYPE B (400 x 400mm) ONLY IS SHOWN HERE AND SHALL BE USED IN MOST CASES. OTHER SIZE MODULES MAY BE USED WHERE SITE SPECIFIC CIRCUMSTANCES DICTATE.
5. TACTILE BLISTER PAVING SHALL BE BEDDED ON 20mm MORT SAND / CEMENT MORTAR (3:1). JOINTS FILLED WITH 4:1 MIX WITHIN 2mm OF THE PAVING SURFACE.

LEGEND:
TACTILE PAVIOUR: 400X400 BUFF FINISH (5mm JOINT)
TACTILE TO BE LAID SO BLISTERS IS IN LINE WITH CROSSING.

TII Transport Infrastructure Ireland	ACTIVITY: CC Construction & Commissioning	PUBLICATION TITLE: TACTILE AND PAVING DETAILS AND RECOMMENDED GRADIENTS AT UNCONTROLLED PEDESTRIAN CROSSING	
STREAM: STANDARD CONSTRUCTION DETAILS (SCD)	HISTORICAL REFERENCE: N/A	DOCUMENTATION SET: STANDARDS	PUBLICATION DATE: JULY 2021
PUBLICATION NUMBER: ACTIVITY CC, STREAM SCD, DRAWING NUMBER 05136			

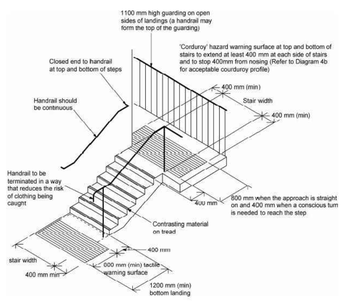

Stepped Access - Key Dimensions And Use Of Hazard Warning

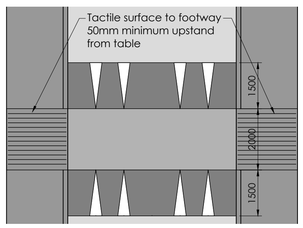

Typical Pedestrian Crossing

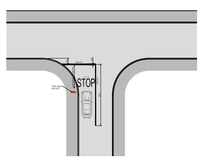

Typical Linemarking

Speed Km/h	Sign Size
< 50	750mm
50-60	750-900mm
60<	900-1200mm

Stop Sign

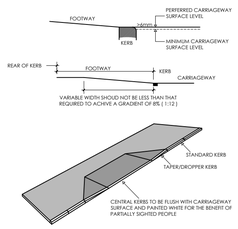

Typical Dished Kerb Layout

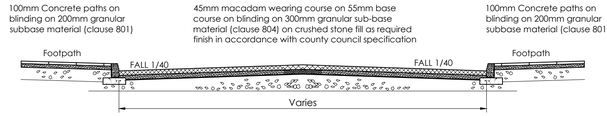

Typical Section Thro' Internal Estate Roadway

Scale 1:50

Ramp Build Up

1. 50mm of 10mm DBM Base Course
2. 40mm of 10mm AC20 Binder Course
3. 35mm HRA Surface Course, with high Content limestone chipping's (nominal 14mm chip)on Table top and 35mm of HRA Surface Course, on ramps (nominal 14mm Aggregate for both)

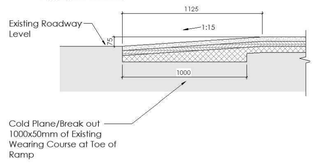

DOSA
DENIS O'SULLIVAN & ASSOCIATES CONSULTING ENGINEERS

Joyce House
Barrack Square
Ballincollig
Co Cork
P31 KP84

021 4871781
info@dosa.ie
www.dosa.ie

© THIS DRAWING IS COPYRIGHT, NO PART OF THIS DOCUMENT MAY BE RE-PRODUCED OR TRANSMITTED IN ANY FORM OR STORED IN ANY RETRIEVAL SYSTEM OF ANY NATURE WITHOUT THE WRITTEN PERMISSION OF THE ENGINEER AS COPYRIGHT HOLDER EXCEPT AS AGREED FOR USE ON THE PROJECT FOR WHICH THE DOCUMENT WAS ORIGINALLY ISSUED.

REV.	DRAWN	CHKD	APPRVD	DATE	DETAILS
A	E.C.	B.O'S.	C.O'S.	15.06.'22	Issued For Part 8 Feedback

CLIENT

PROJECT: Development at Glyntown, Glanmire, Co. Cork

DRAWING TITLE: Typcial Details

SHEET: A1

SCALE: 1:250

PROJECT NO. 6291 _ DRAWING NO. 5016 _ STATUS/ISSUE A